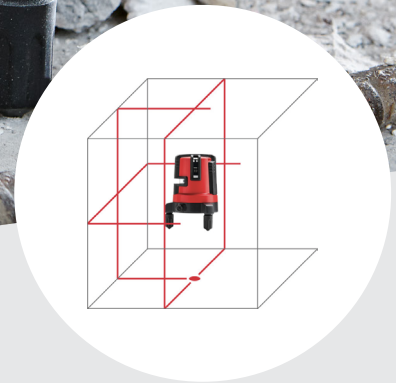


Lino L4P1

Multi Line & Point Layout Tool



[EXPLORE >](#)

The Lino L4P1 is an all-in-one 180° multi-line laser layout tool that creates a total of five layout points for easy alignment and quick height transfers from wall-to-wall or floor-to-ceiling

- Self-Leveling
- Easy 1 Button Operation
- 4 Fine Lines with 1 Plumb Point



Reliable, Quick Layouts

Easy to setup: self-leveling, quick to plumb, sharp, bright, visible lines



Works For all Applications

Drywall, partitions, ceilings, flooring and millwork with a full line of accessories and adapters



Cost Effective Solutions

Included Li-Ion battery works for 28 hrs, saving \$360/yr in disposable batteries

Replaceable glass lens saves buying a replacement unit saving \$300

Pro-Kit

- Lino L4P1 Laser Layout Tool
- Molded Case
- Target Plate
- Li-Ion Battery / Charger
- AA Battery Tray



Technical Data

Accuracy, Typical	±0.08" @ 33'
Range	50'
Range w/ Receiver	262'
Laser Type	Class 2 635nm
Laser Output Power	25mW
Visibility	0.2 Spectral Efficiency
Tripod Thread	1/4", 5/8"
Battery Runtime	Up to 24hrs of operation
Batteries	3.6V/18.7Wh Li-Ion included or type AA, 4 x 1.5 V
Protection Class	IP54
Dimensions	4.92 x 4.92 x 6.38 in

[See Full Specs >](#)

Layout Accessories

- DISTO D2
- DISTO E7500i
- DISTO S910
- DISTO Plan

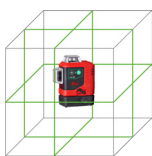
[View Video Here >](#)

Lino Adapters

- Wall Mount 758 839
- Clamp Rod 761 762
- Tripod TRI 70
- Tripod TRI 100
- Tripod TRI 200



L6R



L6G



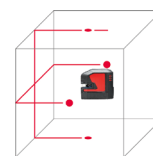
ML180



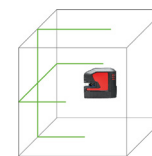
L4P1



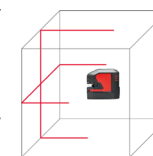
L2P5G



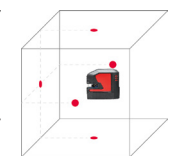
L2P5



L2G



L2



P5